



PHASE 2

PROTOCOL FOR THE
RE-INTRODUCTION OF

GOLF IN THE REPUBLIC OF IRELAND



GOLFING UNION
OF IRELAND



Rules for Golf Clubs in Phase 2

This Protocol sets out the basis on which golf can be played in a safe manner, during Phase 2 of the Government's Roadmap for Reopening Society and Business. These rules are subject to change and golf clubs are asked to check www.golfnet.ie regularly for updates. Clubs should appoint a COVID-19 Officer to ensure consistent compliance with the Protocol.

Clubs **must** ensure that:

- Members, visitors and staff with colds or any symptoms of COVID-19 stay away from the golf course/clubhouse.
- Physical distancing rules are observed by all members and visitors at all times in the car park, clubhouse and on the course.
- Play is restricted to members & members' guests only
- Any competitions are played in accordance with the guidelines set out in Appendix 2.
- Personnel are on hand to monitor adherence with physical distancing rules and the rules for golfers set out in this document.
- Tee times are booked in advance online or over the telephone. Clubs must ensure that players names (including visitors and members' guests) are recorded on timesheets and timesheets must be kept for a period of at least 6 weeks to assist with contact tracing should the need arise.
- Daily timesheets are restricted to a minimum of 10, 12 or 14 minute intervals. Clubs may only choose one interval for each day. If clubs choose 10+ minute intervals, play is restricted to 2 golfers per start time. If clubs choose 12+ minutes, up to 3 golfers may play per start time. If clubs choose 14+ minutes, up to 4 golfers may play per start time.
- Bars/restaurants remain closed and off-limits as per government policy. Clubhouse access should be confined to use of toilet facilities (provided they can be kept clean) and initial retrieval of golf equipment from lockers. If toilet facilities are open, clubs should adopt a one-in, one-out approach.
- There are no social gatherings, of any size, at the facility.
- Players are instructed not to touch the flag or flagstick.
- Rakes are removed from the course. Players are requested to smooth bunkers using their feet or a club. (See Appendix 2 for measures which can be taken in qualifying competitions)
- Hire trolleys (electric and pull trolleys) must be sanitised prior to each use.
- Caddies are not permitted (exception: where the group of golfers and the caddies are from the same household).

In addition, the following guidelines should be observed:

- Signage should be erected to reinforce physical distancing rules.
- Holes/cups should be altered to facilitate easy retrieval of golf balls. (See Appendix 2 for measures which can be taken in qualifying competitions)
- Hand sanitisers should be made available.
- Regular cleaning of toilets (on course & in clubhouse) if they are in use.
- Where possible ball washers, bins, sand bags, benches, divot boxes and non-essential furniture should be taken in off the course. Where such fixtures are permanent, they should be taken out of use.
- Where practice putting greens are open, the holes should be filled in or covered, otherwise the greens should be closed.
- Members of the same household should play together, rather than split into mixed groups.
- The use of golf buggies is discouraged. Where a golf buggy must be used, it should be used by one person only and cannot be exchanged between people during the round, however members of the same household may share a buggy. Buggies must be sanitized thoroughly after each use.
- Solely for the purposes of limiting the spread of infection, it is strongly recommended that all golf clubs have a policy of allowing juniors to play only if they are accompanied by an adult. In addition, wherever possible juniors should restrict themselves to playing with other members of their own household. It is up to each individual club to define if the accompanying adult is a player or a walking supervisor. If the club opt to allow supervisors, who that supervisor is and how they are recruited should be determined by the club also.
- Clubs will have to consider ways in which social distancing can be facilitated in practice facilities. If such facilities are open, golfers must warm up on their own. Holes must be filled in on the practice putting green(s).
- If necessary, defibrillators should be moved to an accessible area and members should be notified of their new location.



Rules for Golfers in Phase 2

This Protocol sets out the basis on which golf can be played in a safe manner, during Phase 2 of the Government's Roadmap for Reopening Society and Business. Golfers are expected to observe the underlying public health guidance set out at: www.hse.ie/coronavirus/ and www.gov.ie. These rules are subject to change and golfers are asked to check www.golfnet.ie regularly for updates.

To ensure that the game is played safely, golfers **must** observe the following rules:

In advance of play:

- If you are ill or have symptoms, stay at home.
- Schedule your tee-time in the manner prescribed by the club you are paying at. Under no circumstances should you arrive at the club without booking in advance.
- Ensure that your group size is no greater than that allowed by your club.
- Ensure that you have sufficient numbers of golf balls, markers, tees to avoid having to exchange equipment with others.
- Wash your hands and your golf equipment before you leave home.
- Aim to arrive at the club no more than 15 minutes prior to play.
- Travel to the golf course on your own or with members of your own household only.
- Park your car in such a way as to facilitate physical distancing.
- Observe physical distancing rules at all times following your arrival at the club.
- If necessary, retrieve your clubs, shoes and other equipment from your locker.
- Change your shoes in the car park.
- Warm-up alone. Observe physical distancing rules on practice range and on the practice putting green. If your club has taken the decision to close practice facilities, this must be strictly adhered to.
- Avoid holing out on practice putting green, putt to a tee-peg instead.

On the course:

- Do not arrive at the first tee more than 5 minutes before your allotted tee time.
- Observe physical distancing at all times on the course.
- Following play of a hole, do not enter the next teeing ground until all members of the group in front have played their tee-shots and exited the teeing ground.
- If you must use a golf buggy, it must only be used by you and cannot be shared with or used by another player during the round.
- Do not exchange or share equipment, food or drink with other players during your round.
- If your ball is lost, unplayable, or in a penalty area, don't take an option under the rules that involves doubling back on your position on the course. Instead, use an option that allows you to keep your position on the course.
- Do not pick up another player's equipment or golf ball.
- Do not use on-course water fountains, ball cleaners etc.
- Do not use rakes in bunkers.
- Do not touch the flag or flagstick. Putt with the flagstick in and remove your own ball from the hole.

After your round:

- Return directly to your car, change your shoes, put your equipment in your car and leave. Do not store your equipment in your locker.
- Avoid entering the clubhouse. If you must use the toilet facilities, ensure you adhere to health and safety guidelines.

In addition, the following guidelines should be observed:

- Use the toilet facilities before you leave home.
- Bring your own hydration/food to the course.
- Bring your own hand sanitiser to the course & use regularly during the round.



Appendix 1: Golf – A Phased Return in the Republic of Ireland – Phase 2

Golf’s Protocol, in Phase 2, has been relaxed slightly to permit clubs to include four-balls on their timesheets. Based on the current measures set out in the Government’s Roadmap, the table below sets out a timeline for the gradual re-introduction of golf. It should be noted that any change to the over-arching Roadmap may result in an amendment(s) to the below table and, thus, golf clubs must ensure that they are using the most up-to-date version of this table.

The dates set out in the table are those that have been published in the Government’s Roadmap and are subject to change. In addition, the rules set out in the table will be reviewed on an ongoing basis and are subject to amendment as we progress through the phases.

We are conscious that some clubs may wish to impose increased restrictions at their own facilities. For example, clubs may wish to only allow 3-balls in Phase 2 or confine play to members only in Phase 2. Such clubs are fully entitled to introduce increased restrictions if they so wish. The following table sets out the minimum required restrictions during the phased re-introduction of golf.

PHASE	PHASE 1	PHASE 2	PHASE 3	PHASE 4	PHASE 5
DATE	18th May	8th June	29th June	20th July	10th August
Group sizes and tee-time intervals	Either: 3-balls at 14-minute intervals, or 2-balls at 12-minute intervals or Individual players at 10-minute intervals	Either: 4-balls at 14-minute intervals, or 3-balls at 12-minute intervals or 2-balls at 10-minute intervals	Either: 4-balls at 12-minute intervals, or 3-balls at 10-minute intervals or 2-balls at 8-minute intervals	Either: 4-balls at 10-minute intervals, or 3-balls at 9-minute intervals or 2-balls at 8-minute intervals	Either: 4-balls at 10-minute intervals, or 3-balls at 9-minute intervals or 2-balls at 8-minute intervals
Booking	In advance, online or by telephone	In advance, online or by telephone	In advance, online or by telephone	In advance, online or by telephone	In advance, online or by telephone
Type of Play	Casual golf only (no competitions)	Casual golf, closed club competitions	Casual golf & closed & open competitions	Casual golf & closed & open competitions	Casual golf & closed & open competitions
Who may play?	Members only, (under 18’s must play with an adult)	Members & members guests, (under 18’s must play with an adult)	Members, members guests & visitors (under 18’s may play together)	Members, members guests & visitors (under 18’s may play together)	Members, members guests & visitors (under 18’s may play together)
Clubhouse	Closed except for pro-shop (for check-in only), toilet facilities and locker room (for retrieval of golf equipment)	Closed except for pro-shop, toilet facilities and locker room (for retrieval of golf equipment)	Pro-shop, toilet facilities, locker room, club restaurant may open (subject to strict guidelines)	Pro-shop, toilet facilities, locker room, club restaurant may open (subject to strict guidelines)	Pro-shop, toilet facilities, locker room, club restaurant & bar may open (subject to strict guidelines)

Appendix 2: Guidance for Clubs on Running Competitions

Competitions will be allowed from Phase 2 in the Republic of Ireland and Step 2 in Northern Ireland. This includes competitions which are qualifying for handicapping purposes, as well as other competitions (such as match play club championships). All such competitions must be run in accordance with the Protocol for Phase 2/Step 2.

The following guidance incorporates the advice of the ILGU/GUI Joint Handicapping Committee on what is permissible in competitions that are qualifying for handicap purposes. This guidance also relates to what is allowed for the return of supplementary scores, and scores for the initial allocation of handicaps. The technical guidance from the Joint Handicapping Committee on which this is based is available to view on www.golfnet.ie.

Timesheets and Catering for demand

Given the necessarily restrictive nature of tee time intervals in Phase 2, clubs should give consideration to the types of handicap-qualifying competitions that they may run, including:

- An 18-hole competition in which members have an option to play on one of two alternate days. A separate CSS must be calculated each day and members may only play once.
- 9-hole competitions which may be run on each of the club's nines. Should clubs exercise this option, the standard procedure outlined in the UHS (Clause 22) must be applied.

Entry and Score Return Points

The Committee must consider all ways in which close contact can be avoided in the process of entering competitions and paying entry fees. This must include examining ways to avoid groups of people gathering for the purpose of signing in, collecting scorecards or returning scores, and communal computer terminals used for sign-in and/or score entry should be disabled and removed from use.

Contactless payment/billing should be used wherever possible. Online booking of tee times may be taken as registering and taking payment for competition entry, wherever possible.

Using Scorecards

If scorecards are to be used, it will not be necessary for cards to be exchanged or for the person who is the 'marker' to touch the player's scorecard. Instead, the player can mark his/her own scores and ask his/her marker to verbally certify the scores. The player can then write the name of the marker on the scorecard and return it to the Committee.

If the Committee choose this option, due care and attention is needed regarding the location in which scorecards are to be collected by players. All surfaces must be regularly sanitised and hand-washing/sanitisation facilities should be provided. The Club must take all necessary steps to avoid the potential for gatherings in such an area. The Committee should request that the player fills out all the relevant details (name and date of competition in addition to the player's name and handicap).

Where possible, the Committee should avoid having players physically return scorecards. As an alternative, the Committee can accept a photograph of the card by text, email, WhatsApp, etc. Should the Committee require the physical return of scorecards, similar care is required with such an area as that in which scorecards were to be collected (see above). Additionally, the Committee member in charge of checking the cards should not handle the cards for at least 24 hours following the submission of the last card. This will inevitably result in delays in results being finalised, which members should be made aware of.

Alternatives to using scorecards (e.g. electronic scoring)

The Committee can, as an alternative to physical scorecards, use some other suitable scoring mechanism (e.g. a mobile scoring solution that integrates with the club's handicapping software and which complies with CONGU requirements and player's responsibilities as outlined in Rule 3.3b of the Rules of Golf).

Such a solution must record the hole-by-hole scores of the player. The Handicap Committee must have the ability to readily access the scores, and whatever scoring option is used, the Committee should make clear by what date scores for a particular competition can be accepted.

Flagsticks

Flagsticks modified by the club for the purpose of player safety can be used in qualifying competitions as a temporary provision, even if they do not meet the specifications in Part 8 of the Equipment Rules. In addition, Committees can require the flagstick to remain in the hole at all times (a penalty can be prescribed by the Committee as a Code of Conduct or Local Rule). Alternatively, Committees can proceed without having any flagsticks at all.

Committees also have the option to modify the depth of the hole to allow players to remove the ball without touching the flagstick. In this case the ball is holed when at rest with **any** part of it below the surface of the putting green, even if not lodged against the flagstick.

Bunkers

As the removal of all rakes has been recommended in this Protocol, Committees can request players to smooth bunkers using either their foot or a club **after** playing their stroke. Additionally, Committees can – temporarily – use the following local rule for bunkers:

“When a player’s ball lies in a bunker, the player may prefer the lie within six inches. (See Model Local Rule E-3 for details of how this must be done.)”







Please note that smoothing the sand before placing the ball is **not allowed**.

In exceptional circumstances where the condition of bunkers is so poor that it interferes with the proper playing of the game, committees may declare all bunkers to be Ground Under Repair. A combination of bunkers out of play and preferred lies is not permitted.

Player responsibilities

Players competing in handicap qualifying competitions are still required to play by the rules of golf and must apply all temporary measures provided, along with the club’s local rules. Players must also be made aware of their responsibilities with regard to filling in and returning scores as set out above – whether physical scorecards or a suitable electronic alternative are used.

Competition Checklist

	Provide an online or contactless option for entering and paying for competitions
	Eliminate areas where groups might congregate either in signing in or returning their scores through the use of the options recommended
	Consider running competitions over more than one day, or nine-hole qualifying competitions, as ways to cater for increased demand
	Assess and implement one of the methods of scoring recommended to help reduce the risk of infections
	Ensure the necessary provisions are in place on the course (with regard to the flagstick and bunkers, etc) so that competitions can be run fairly and safely
	Ensure that players are aware of all of their responsibilities under the guidance issued, including the alternatives regarding the marking and verification of scorecards if this option is used

Appendix 3: Reintroducing Junior Activity to Golf Clubs

Many clubs are keen to plan their junior initiatives for the remainder of the phases to ensure that some element of junior activity can resume for 2020. Clubs have different approaches to juniors therefore this acts as a generic guidance for clubs with the appreciation that each club will do what works best for them.

This guidance document is based on the protocols outlined in the GUI/ILGU and government guidance for each of the phases, it should be noted that this guidance is subject to change.

On Course Play

As with phase one, for phase two juniors will be able to play on the course with an adult.

For Phases Three to Five juniors will be able to play together. At all times juniors should adhere to the protocols put in place by their club.

Supervision

It is the club's responsibility to define if juniors can play together in phase two with a supervisor walking, who that supervisor can be and how they are recruited.

Formats

From Phase Three juniors can play together and we appreciate that a number of clubs have a number of formats available for juniors to ensure that all development needs are met, some formats may be more difficult to achieve through the phases due to additional time pressures on timesheets, the need for social distancing and not being able to share equipment/golf balls.

Things that need to be considered:

- Can tee times be allocated for juniors to play formats such as scrambles and shorter courses (e.g. from 150, 100yards)
- Do you have adequate supervision and do supervisors have the clubs got the necessary safeguarding practices in place (contact fiona@cgigolf.org if you are not sure)
- How will you ensure social distancing is maintained in a scramble format e.g you could get the juniors to place their ball in line 2 meters apart vs at the one spot as usual)

Off Course Activity

Practice Grounds

As with phase one, for phase two, it is recommended that juniors are supervised on the practice ground. For phases three to five this restriction can be lifted.

Junior Group Sessions

From phase two government outline that training can take place in small groups where social distancing can be maintained.

Small groups: Sport Ireland clarified that no final number has been agreed, however for planning purposes groups can be 10 people (this is subject to change). However, your club must be able to ensure social distancing at drop off and pick up therefore a staggered approach may be more appropriate in this phase.

Your club will need to think about the following before reconvening any type of junior activity:

- Having adequate supervision in place for the activities
- Limiting the number of juniors arriving at the same time, for example:
 - Splitting juniors into small groups (as well as government guidelines, the size of the group sizes should be determined by taking into account, the age of juniors, their ability to follow social distancing and the space your club has to ensure social distancing can be maintained)
 - Groups allocated a time to arrive with sufficient intervals in between to allow for arrival and departure
- Setting up multiple stations for groups to rotate between (again this will depend on the space that you have available in your club)
- Staggered collection times

Example:

Drop Off & Pick Up Timetable:

5:00 – 6:00	5:15-6:15	5:30-6:30
Group One Mary Oscar David	Group Two Bill Zoe Molly Scott	Group Three Ben Jack Georgina Olivia

Activity Timetable Example:

Group One

5:00 -5:15		5:20-5:35		5:40-5.55		6:00	
Putting	Next station	Pitching	Next station	Chipping	Pick Up		

Group Two

5:15-5:30		5:35-5:50		5:55-6:10		6:15	
Pitching	Next station	Pitching	Next station	Chipping	Pick Up		

Group Three

5:30-5:45		5:50-6:05		6:10-6:25		6:30	
Putting	Next station	Pitching	Next station	Chipping	Pick Up		